


2984 Series

1.00 mm FPC Socket Dual Contacts Vertical

General specifications

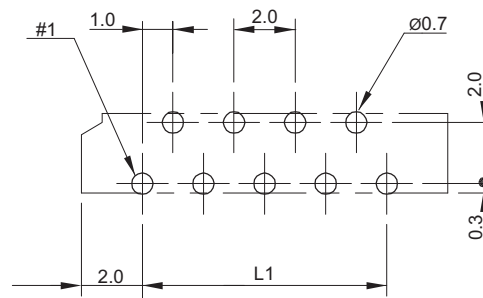
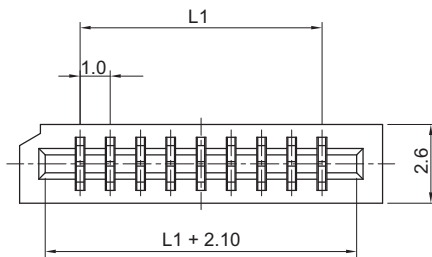
Insulator material	High temperature plastic, halogen free, UL94V-0, color: brown
Contact material	Copper alloy
Current rating	1.0 A
Voltage rating	100 V AC/DC
Contact resistance	20 mΩ max.
Insulator resistance	500 MΩ min.
Dielectrical withstanding	500 VAC for 1 min
Operating temperature	-25 °C to +85 °C
Soldering	Lead free wave soldering process

Mating parts series

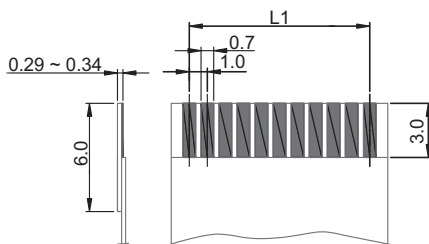
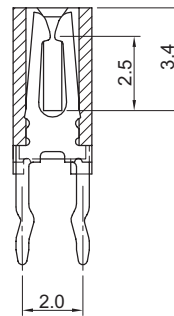
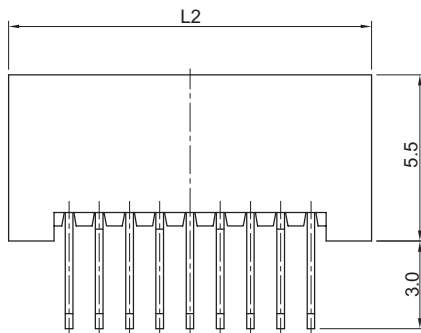


Mechanical dimensions

Unit: mm



Recommended P.C.B. layout



Accommodated FFC/FPC Thickness: 0.30±0.05

$$L1 = (\text{No. of contacts} - 1) \times 1.00$$

$$L2 = \text{No. of contacts} \times 1.00 + 3.00$$

Tolerances	
Linear	X ± 0.38
	.XX ± 0.25

Part numbering guide

2984 S	04	T	T
Series S = THT straight	No. of contacts 04 to 32	Contact plating T = Tin	Packing T = Tube

* standard

