

# 1520 Series


# 2.54 mm Pin Header Dual Row

## General specifications

Insulator material	Nylon 6T, UL94V-0
Contact material	Brass
Current rating	3 A
Voltage Rating	250 VAC
Contact resistance	20 mΩ max.
Insulator resistance	5000 MΩ min.
Dielectrical withstanding	1000 VAC for 1 min
Operating temperature	-40 °C to +105 °C
Soldering	Lead free wave soldering process

## Mating parts series

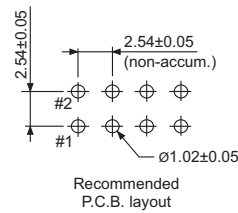
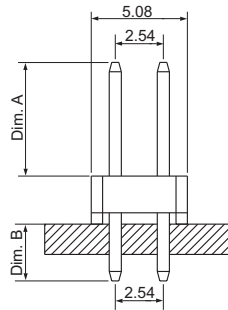
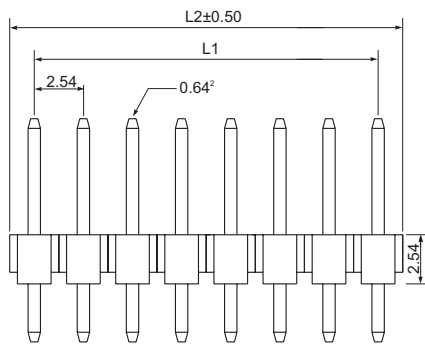
1570, 1572, 1573, 1575, 1576, 1578, 1581, 1661, 1671, 1673, 1675, 1677, 1681



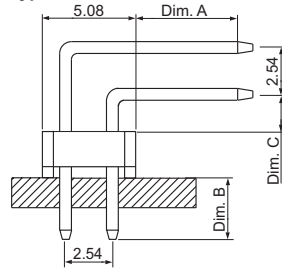
## Mechanical dimensions

Unit: mm

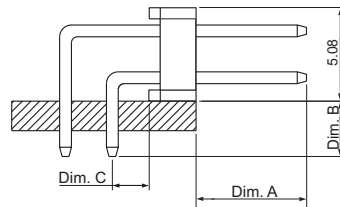
### Type S



### Type U



### Type R



### Ordercode dimensions

Index	Dim. A	Dim. B	Dim. C*
none	6.00	3.00	1.50
01	8.13	3.00	--
02	7.00	2.00	--
03	5.10	3.00	3.90
04	3.00	3.00	1.50
05	7.00	3.00	1.50
06	10.00	3.00	--
07	14.70	6.90	3.30
08	16.80	3.00	--
09	9.00	3.00	--
10	4.10	3.00	1.50
11	6.50	2.50	--
12	6.00	2.50	--
13	6.30	2.70	1.50
14	15.60	3.00	--
15	7.50	3.00	--
16	8.13	1.50	--
17	9.00	3.00	1.50
18	7.50	1.50	--
19	15.76	3.00	--
20	14.00	3.00	--
21	3.30	5.00	1.50
22	3.50	3.30	1.40
23	5.84	3.30	--
24	5.50	3.30	--

other pin length on customer request  
\* only for Series 1520R, 1520U

$$L1 = \left( \frac{\text{No. of contacts}}{2} - 1 \right) \times 2.54$$

$$L2 = \left( \frac{\text{No. of contacts}}{2} \right) \times 2.54$$

Tolerances		
Linear	X	± 0.38
	.XX	± 0.25

## Part numbering guide



Series

S = THT straight  
R = THT right angle  
U = THT right angle up

No. of contacts  
04 to 80

Contact plating  
B = Flashgold  
E = 10 μm gold  
F = 15 μm gold  
J = 30 μm gold

T = Tin

Dimensions index  
see table

\* standard



# 1520 Series


# 2.54 mm Pin Header Dual Row for Pin in Paste Soldering

## General specifications

Insulator material	Nylon 6T, UL94V-0
Contact material	Brass
Current rating	3 A
Voltage Rating	250 VAC
Contact resistance	20 mΩ max.
Insulator resistance	5000 MΩ min.
Dielectrical withstanding	1000 VAC for 1 min
Operating temperature	-40 °C to +105 °C
Soldering	JEDEC lead free pin in paste reflow soldering process

## Mating parts series

1570, 1572, 1573, 1575, 1576, 1578, 1581, 1661, 1671, 1673, 1675, 1677, 1681

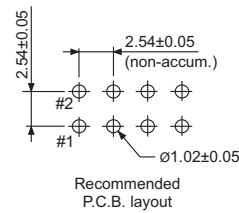
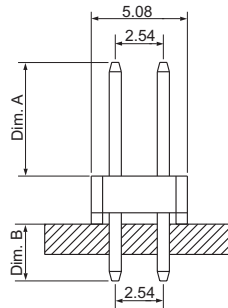
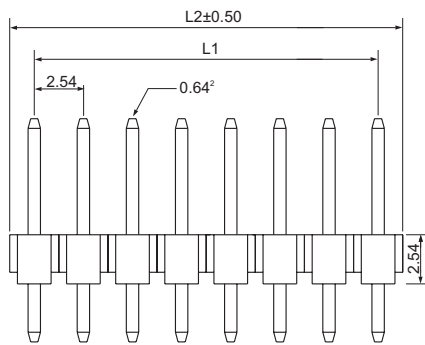


RoHS  
compliant

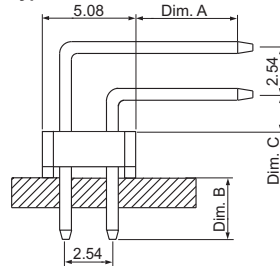
## Mechanical dimensions

Unit: mm

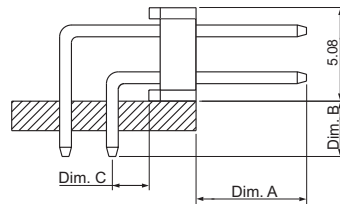
### Type S



### Type U



### Type R



$$L1 = \left( \frac{\text{No. of contacts}}{2} - 1 \right) \times 2.54$$

$$L2 = \left( \frac{\text{No. of contacts}}{2} \right) \times 2.54$$

Tolerances		
Linear	X	± 0.38
	.XX	± 0.25

## Part numbering guide

<b>1520 S</b>	<b>04</b>	<b>B</b>	<b>T</b>	
Series S = THT straight R = THT right angle U = THT right angle up	No. of contacts 04 to 80	Contact plating B = Flashgold E = 10 μ" gold F = 15 μ" gold J = 30 μ" gold	T = Tin T = Tube R = Reel (max. total header height 20 mm)	Dimensions index see table page 1

\* standard

