

# 5860 Series

# DC Jack Pin 1.65 mm

### General specifications

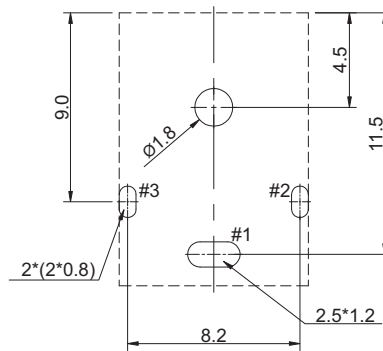
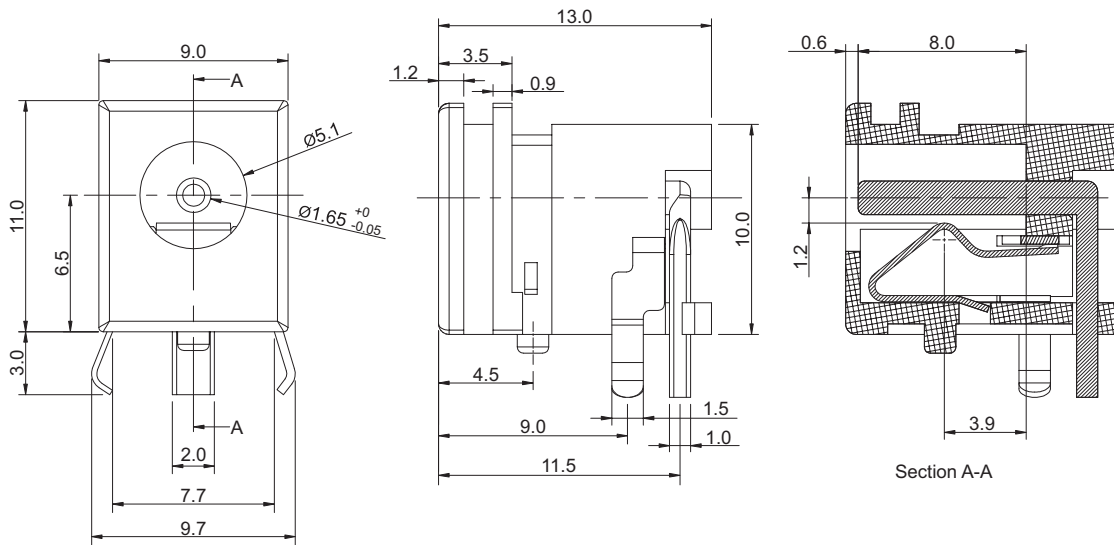
|                           |   |
|---------------------------|---|
| Insulator material        | PBT, UL94V-0                              |
| Contact material          | Copper alloy, plating: silver over nickel |
| Current rating            | 1 A                                       |
| Voltage rating            | 12 VDC                                    |
| Contact resistance        | 50 mΩ max.                                |
| Insulator resistance      | 100 MΩ min.                               |
| Dielectrical withstanding | 500 VAC for 1 min                         |
| Durability                | 5000 cycles                               |
| Operating temperature     | -25 °C to +70 °C                          |
| Soldering                 | Lead free wave soldering process          |

### Mating parts series

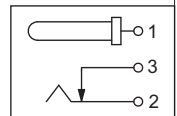


### Mechanical dimensions

Unit: mm



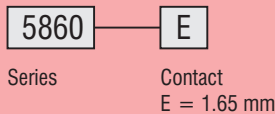
Recommended P.C.B. layout  
top view, tolerances: ±0.05



#### Tolerances

|        |     |        |
|--------|-----|--------|
| Linear | X   | ± 0.30 |
|        | .X  | ± 0.25 |
|        | .XX | ± 0.20 |

### Part numbering guide



\* standard

