

# 3058 Series

# HD D-Sub Male Solder Type

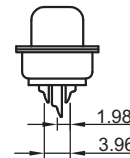
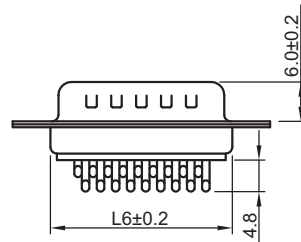
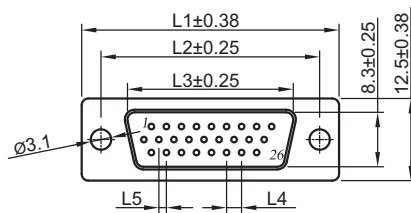
### General specifications

Insulator material	PBT, UL94V-0
Contact material	Copper alloy, metal shell: steel
Current rating	5 A
Contact resistance	25 mΩ max.
Insulator resistance	1000 MΩ min. @ 500 VDC
Dielectrical withstanding	500 VAC for 1 min
Operating temperature	-40 °C to +150 °C
Soldering	JEDEC lead free wave soldering process
<b>Mating parts series</b>	



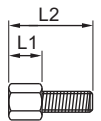
### Mechanical dimensions

Unit: mm



#### Ordercode for screws UNC4-40 only

Ordercode	L1	L2
3099U1	4.8	11.8
3099U9	5.8	12.0



No. of contacts	L1	L2	L3	L4	L5	L6
15	30.80	25.00	16.92	2.29	1.14	19.20
26	39.20	33.30	25.25	2.29	1.14	27.70
44	53.10	47.10	38.96	2.29	1.14	41.10
62	69.40	63.50	55.42	2.41	1.20	57.30

Tolerances		
Linear	X	± 0.25
	.XX	± 0.10

### Part numbering guide



Series  
M = Male

No. of contacts  
15, 26, 44, 62

Contact plating  
B = Flashgold\*  
E = 10μ" gold  
F = 15μ" gold  
J = 30μ" gold

Mounting type  
0 = w/o screws  
B = w/ screws 4.0 mm  
E = w/ screws 5.8 mm

\* standard

