

3052 Series

HD D-Sub Female Straight High Profile, Height: 11.9 mm

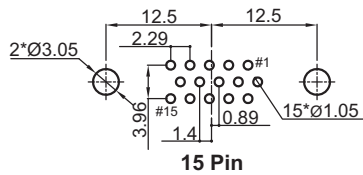
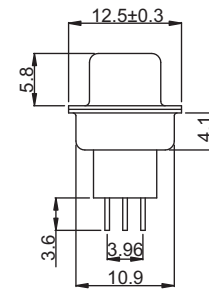
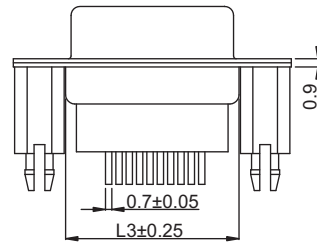
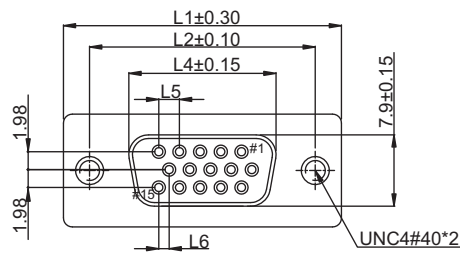
General specifications

Insulator material	PBT, UL94V-0, color: black
Contact material	Brass, metal shell: steel
Current rating	5 A
Contact resistance	15 mΩ max.
Insulator resistance	1000 MΩ min.
Dielectrical withstanding	500 VAC for 1 min
Operating temperature	-55 °C to +100 °C
Soldering	JEDEC lead free wave soldering process
Mating parts series	

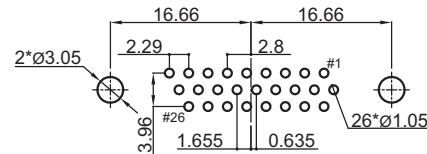


Mechanical dimensions

Unit: mm

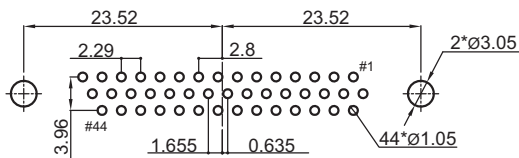


15 Pin

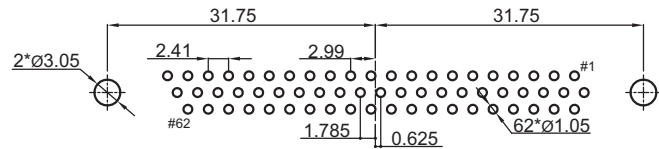


26 Pin

Recommended P.C.B Layout



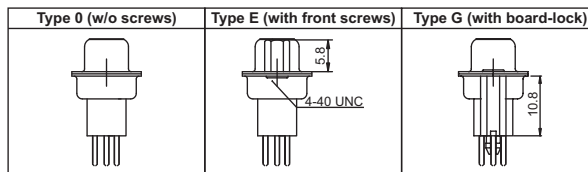
44 Pin



62 Pin

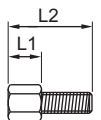
Contacts	L1	L2	L3	L4	L5	L6
15	30.8	25.0	19.2	16.3	2.29	1.14
26	39.2	33.3	27.7	24.6	2.29	1.14
44	53.1	47.1	41.1	38.3	2.29	1.14
62	69.4	63.5	57.3	54.8	2.41	1.20

Tolerances	
Linear	X ± 0.25
	.XX ± 0.15

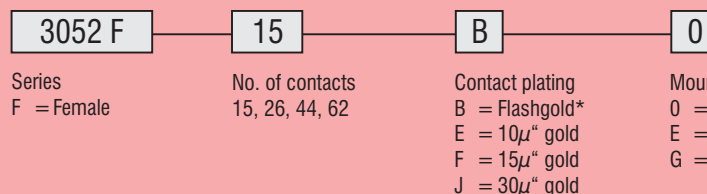


Ordercode for screws UNC4-40 only

Ordercode	L1	L2
3099U1	4.8	11.8
3099U9	5.8	12.0



Part numbering guide



* standard

