

2392 Series

3.96 mm WH Housing and Terminal

General specifications

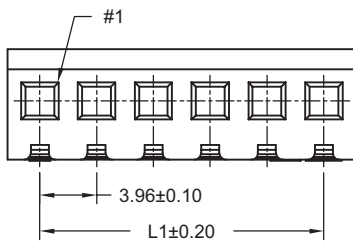
Insulator material	Nylon 66, UL94V-2, color: natural
Contact material	Brass, plating: tin
Current rating	7 A
Voltage rating	250 V AC/DC
Contact resistance	10 mΩ max.
Insulator resistance	1000 MΩ min.
Dielectrical withstanding	1500 VAC for 1 min
Operating temperature	-25 °C to +85 °C
Mating parts series	
2392-SR, 2394-SR	




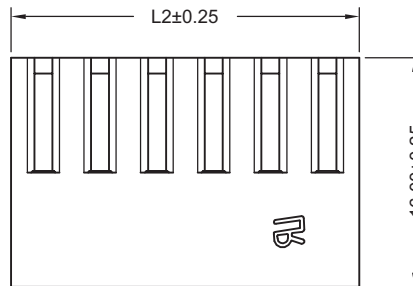
Mechanical dimensions

Unit: mm

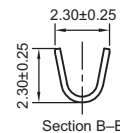
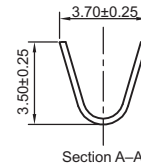
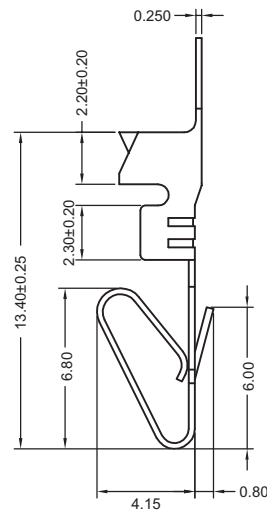
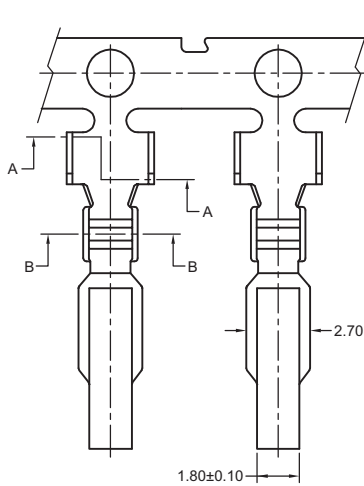
2392P



L1 = (No. of contacts - 1) x 3.96
L2 = No. of contacts x 3.96 + 0.51



2392T



Wire range: AWG 18 to 24

Tolerances

Linear	X	± 0.25
	.XX	± 0.15
	.XXX	± 0.05

Part numbering guide

2392 P

02

Series
P = Housing
T = Terminal

No. of contacts
02 to 20
(leave blank for terminal)

* standard

