

# 1177 Series

# 1.27 x 1.27 mm SMT Box Header w/ Spacer

## General specifications

|                           |  |
|---------------------------|--|
| Insulator material        | Nylon-6T, UL94V-0, color: black          |
| Contact material          | Brass                                    |
| Current rating            | 1 A                                      |
| Contact resistance        | 20 mΩ max.                               |
| Insulator resistance      | 1000 MΩ min.                             |
| Dielectrical withstanding | 500 VAC for 1 min                        |
| Operating temperature     | -40 °C to +105 °C                        |
| Soldering                 | JEDEC lead free reflow soldering process |

## Mating parts series

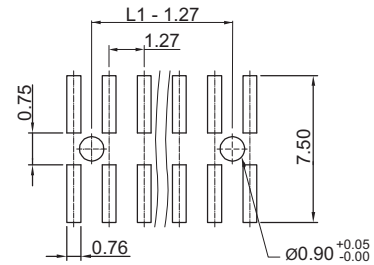
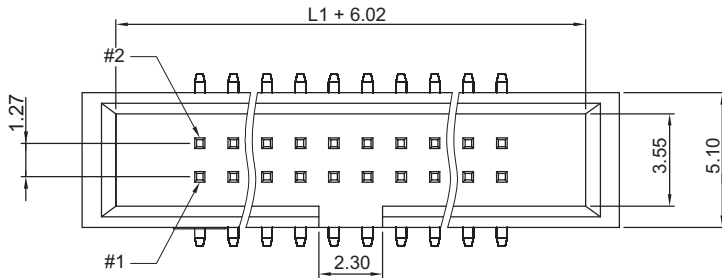
1190



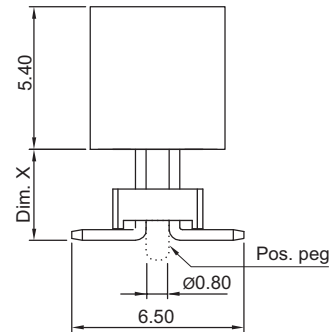
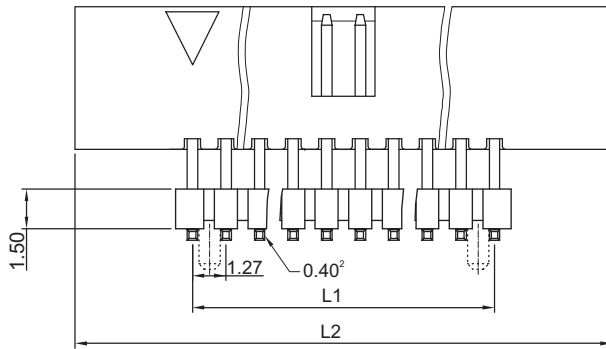
RoHS  
compliant

## Mechanical dimensions

Unit: mm



Recommended P.C.B. layout  
w/ optional pos. peg holes



$$L1 = \left( \frac{\text{No. of contacts}}{2} - 1 \right) \times 1.27$$

$$L2 = \left( \frac{\text{No. of contacts}}{2} \right) \times 1.27 + 6.30$$

| Tolerances |     |        |
|------------|-----|--------|
| Linear     | X   | ± 0.38 |
|            | .XX | ± 0.25 |

| Ordercode dimensions |        |
|----------------------|--------|
| Index                | Dim. X |
| 00                   | 1.90   |
| 01                   | 5.00   |
| 02                   | 6.50   |

Other pin length on customer request

## Part numbering guide

|                            |   |  |   |  |                              |
|----------------------------|---|--|---|--|------------------------------|
| <b>1177 V</b>              | <b>06</b>   | <b>B</b>   | <b>0</b>  | <b>R</b>   | <b>00</b>                    |
| Series<br>V = SMT vertical | No. of contacts<br>06, 10, 12, 14, 16,<br>20, 22, 26, 28, 30,<br>34, 40, 44, 50, 60,<br>64, 68, 80, 100 | Contact plating<br>B = Flashgold<br>E = 10 μ" gold<br>F = 15 μ" gold<br>J = 30 μ" gold | Position peg<br>0 = w/o pos. peg<br>1 = w/ pos. peg | Packing with pick & place pad<br>R = Reel (max. total header height 20 mm)<br>T = Tube | Dimension index<br>See table |

\* standard

