


1530 Series 2.54 mm Board Spacer

General specifications

Insulator material	Nylon 6T, UL94V-0
Contact material	Brass
Current rating	3 A
Voltage rating	250 VAC
Contact resistance	20 mΩ max.
Insulator resistance	5000 MΩ min.
Dielectrical withstanding	1000 VAC for 1 min
Operating temperature	-40 °C to +105 °C
Soldering	Lead free wave soldering process

Mating parts series

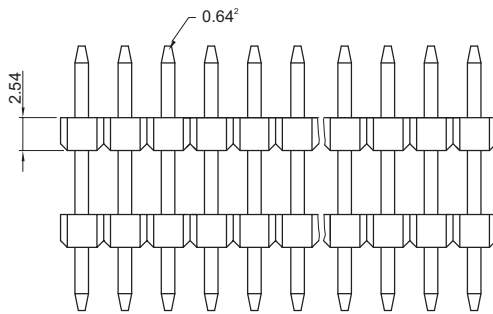
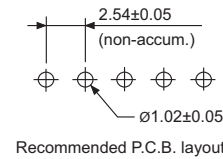
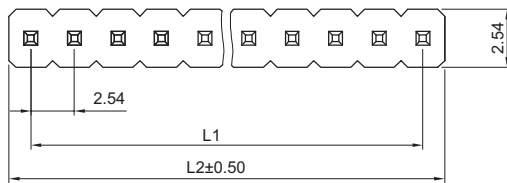
1550, 1552, 1555, 1556, 1558, 1561, 1650, 1652, 1655, 1659, 1660, 1664, 1665



RoHS compliant

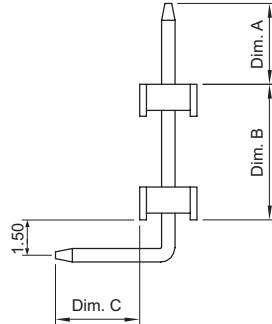
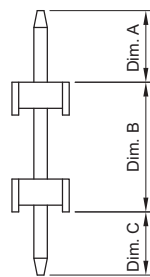
Mechanical dimensions

Unit: mm



1530S

1530R



Ordercode dimensions			
Index	Dim. A	Dim. B	Dim. C
00	6.00	10.40	3.00
01	3.00	35.00	3.00
02	1.50	7.00	2.00
03	6.00	6.50	3.00
04	9.10	34.00	2.90
05	6.00	17.00	3.00
06	6.00	14.70	3.30
07	6.00	31.50	3.30
08	5.00	14.00	7.00
09	4.00	14.00	4.00
10	5.70	28.80	3.30
11	3.00	10.00	3.00
12	6.00	19.00	3.00
13	5.70	21.80	3.30
14	3.30	23.00	3.30
15	6.00	22.30	3.30
16	4.00	8.40	4.00
17	3.00	7.00	3.00
18	5.70	17.70	3.30
19	14.20	7.80	3.00
20	2.50	18.50	2.50
21	3.50	14.50	3.50
22	13.50	28.50	3.30

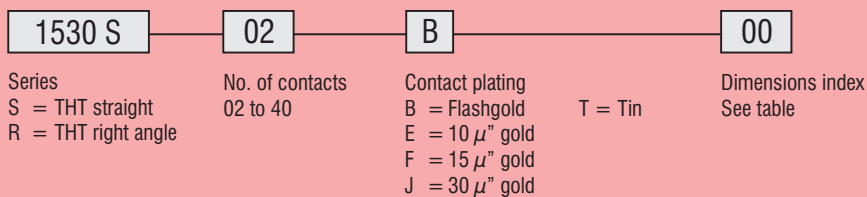
other pin length on customer request

L1 = (No. of contacts - 1) x 2.54

L2 = No. of contacts x 2.54

Tolerances		
Linear	X	± 0.38
	.XX	± 0.25

Part numbering guide



* standard

