


1517 Series

2.54 mm Pin Header C-Type

General specifications

Insulator material	Nylon-6T, UL94V-0, color: black
Contact material	Brass
Current rating	3 A
Contact resistance	20 mΩ max.
Insulator resistance	5000 MΩ min.
Dielectrical withstanding	500 VAC for 1 min
Operating temperature	-40 °C to +105 °C
Soldering	Lead free wave soldering process

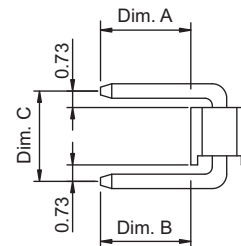
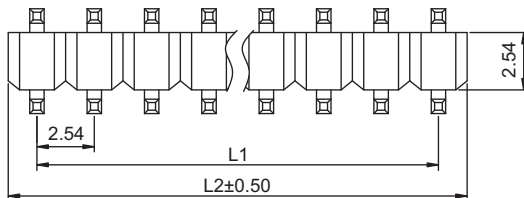
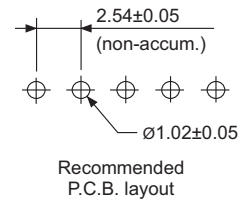
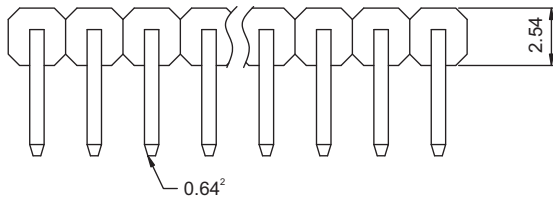
Mating parts series



RoHS
compliant

Mechanical dimensions

Unit: mm



$$L1 = (\text{No. of contacts} - 1) \times 2.54$$

$$L2 = \text{No. of contacts} \times 2.54$$

Tolerances		
Linear	.X	± 0.38
	.XX	± 0.25

Ordercode dimensions			
Index	Dim. A	Dim. B	Dim. C
none	3.00	3.00	4.00
01	3.00	3.00	5.08
02	3.00	3.00	7.62
other pin length on customer request			

Part numbering guide

1517 C — 02 — B —

Series
C = C-Type

No. of contacts
02 to 40

Contact plating
B = Flashgold
E = 10 μ" gold
F = 15 μ" gold
J = 30 μ" gold

Dimensions index
see table

* standard

