

1510 Series


2.54 mm Pin Header

General specifications

Insulator material	Nylon-6T, UL94V-0, color: black
Contact material	Brass
Current rating	3 A
Contact resistance	20 mΩ max.
Insulator resistance	5000 MΩ min.
Dielectrical withstanding	500 VAC for 1 min
Operating temperature	-40 °C to +105 °C
Soldering	Lead free wave soldering process

Mating parts series

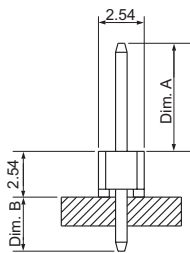
1550, 1552, 1555, 1556, 1558, 1561, 1650, 1652, 1655, 1659, 1660, 1664, 1665



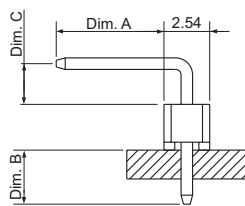
Mechanical dimensions

Unit: mm

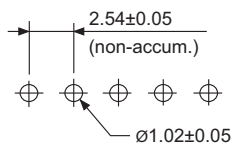
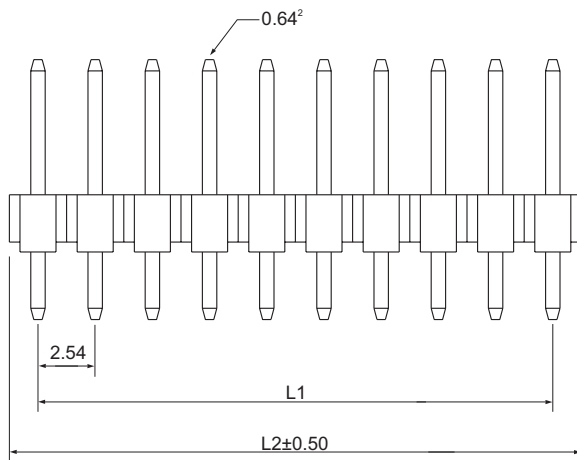
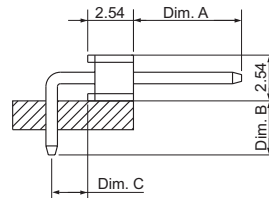
S-Type



U-Type



R-Type



L1 = (No. of contacts - 1) x 2.54

L2 = No. of contacts x 2.54

Recommended
P.C.B. layout

Ordercode dimensions			
Index	Dim. A	Dim. B	Dim. C*
none	6.00	3.00	¹⁾
01	6.00	3.00	3.50
02	8.40	3.00	1.50
03	3.00	3.00	1.50
04	10.50	6.00	--
05	8.10	3.00	--
06	26.06	3.00	--
07	6.60	2.80	3.80
08	6.50	2.50	--
09	10.30	3.00	1.50
10	3.00	1.50	--
11	12.00	3.00	--
12	29.30	3.00	--
13	10.50	3.00	--
14	15.24	5.72	--
15	20.74	5.72	--
16	11.90	3.30	--
17	6.70	3.20	1.50
18	5.00	2.50	1.80
19	5.00	1.90	1.80
20	6.90	3.30	1.50
21	12.60	3.00	--
22	14.20	3.00	--
23	4.80	3.30	1.40
24	10.70	3.30	--
25	15.90	3.00	--
26	6.80	3.30	--
27	14.20	3.30	--
28	3.50	3.30	1.40
29	13.20	2.80	--
30	2.00	2.00	--
31	7.00	3.30	1.27
32	5.84	9.91	1.50

other pin length on customer request
* only series 1510R and 1510U
¹⁾ Dim.C: 1510R=1.50, 1510U=2.30

Tolerances		
Linear	X	± 0.38
	XX	± 0.25

Part numbering guide



Series

S = THT straight
R = THT right angle down
U = THT right angle up

No. of contacts
02 to 40

Contact plating

B = Flashgold
T = Tin
E = 10 μm gold
F = 15 μm gold
J = 30 μm gold

Dimensions index

see table

* standard



1510 Series


2.54 mm Pin Header for Pin in Paste Soldering

General specifications

Insulator material	Nylon-6T, UL94V-0, color: black
Contact material	Brass
Current rating	3 A
Contact resistance	20 mΩ max.
Insulator resistance	5000 MΩ min.
Dielectrical withstanding	500 VAC for 1 min
Operating temperature	-40 °C to +105 °C
Soldering	JEDEC lead free pin in paste reflow soldering process

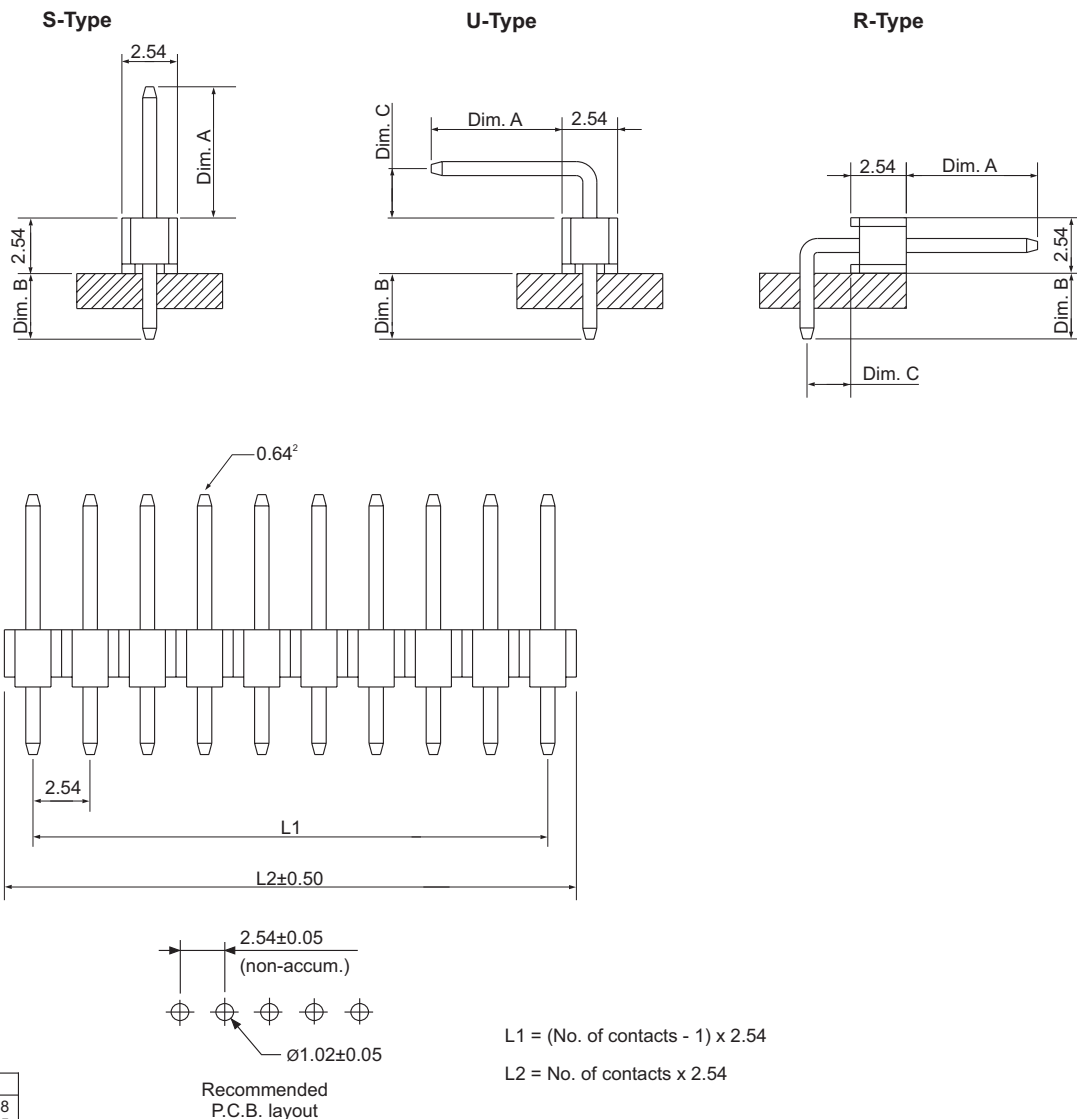
Mating parts series

1550, 1552, 1555, 1556, 1558, 1561, 1650, 1652, 1655, 1659, 1660, 1664, 1665



Mechanical dimensions

Unit: mm



Tolerances	
Linear	.X ± 0.38
	.XX ± 0.25

Part numbering guide

1510 S	02	B	T	
Series S = THT straight R = THT right angle down U = THT right angle up	No. of contacts 02 to 40	Contact plating B = Flash gold E = 10 μ" gold F = 15 μ" gold J = 30 μ" gold	Packing w/ pick and place pads T = Tin T = Tube R = Reel	Dimensions index see table page 1

* standard

