

1664 Series

2.54 mm SMT Female Header

General specifications

Insulator material	Nylon 6T, UL94V-0
Contact material	Phosphor bronze
Current rating	3 A
Voltage rating	250 VAC
Contact resistance	20 mΩ max.
Insulator resistance	5000 MΩ min.
Dielectrical withstanding	1000 VAC for 1 min
Operating temperature	-40 °C to +105 °C
Soldering	JEDEC lead free reflow soldering process

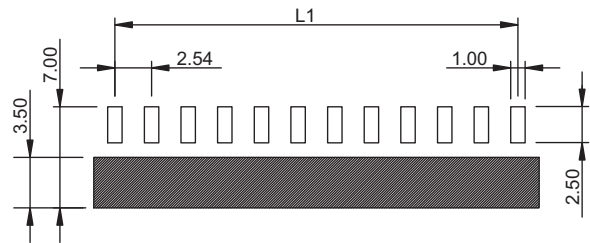
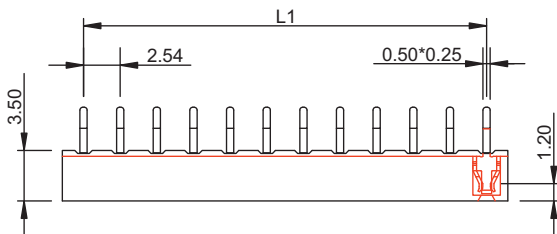
Mating parts series

1510, 1515, 1530, 1610, 1613, 1630

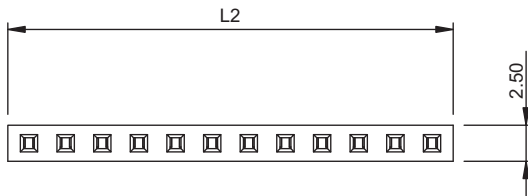


Mechanical dimensions

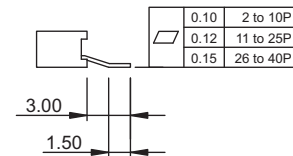
Unit: mm



Recommended P.C.B. layout



2 to 10 pin: 0.10 mm max.
 11 to 25 pin: 0.20 mm max.
 26 to 40 pin: 0.30 mm max.

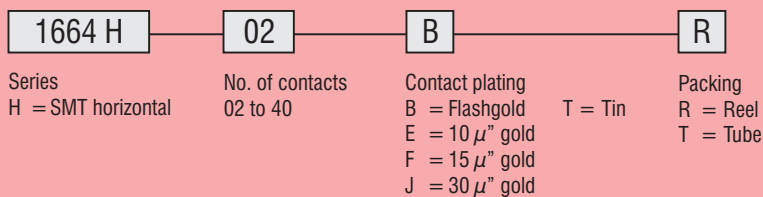


Tolerances		
Linear	X	± 0.30
	.XX	± 0.20

$$L1 = (\text{No. of contacts} - 1) \times 2.54$$

$$L2 = \text{No. of contacts} \times 2.54 + 0.40$$

Part numbering guide



* standard

