

1420 Series


2.00 mm SMT Pin Header Dual Row

General specifications

Insulator material	Nylon-6T, UL94V-0, color: black
Contact material	Brass
Current rating	2 A
Voltage rating	125 V AC/DC
Contact resistance	20 mΩ max.
Insulator resistance	3000 MΩ min.
Dielectrical withstanding	500 VAC for 1 min
Operating temperature	-40 °C to +105 °C
Soldering	JEDEC lead free reflow soldering process

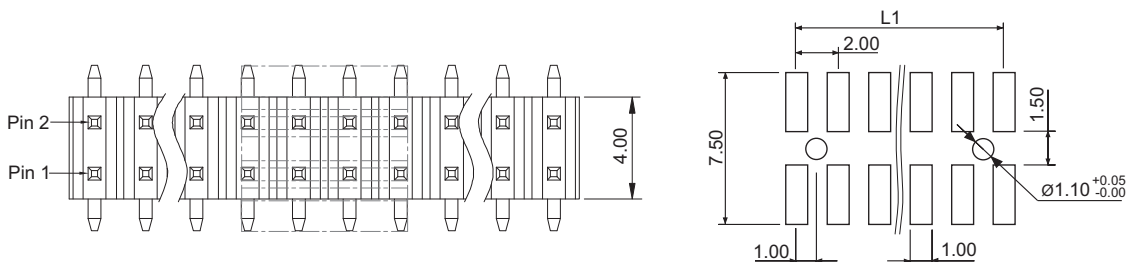
Mating parts series

1370, 1373, 1375, 1376, 1377, 1470, 1471, 1472, 1474, 1475, 1476, 1479, 1480

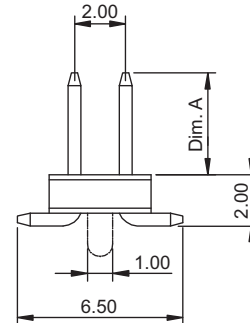
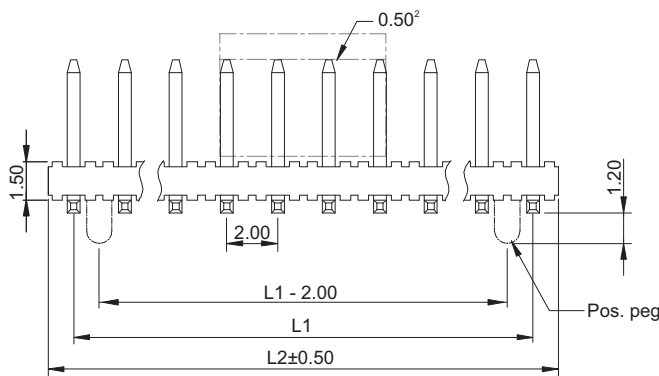


Mechanical dimensions

Unit: mm



Recommended P.C.B. layout



$$L1 = \left(\frac{\text{No. of contacts}}{2} - 1 \right) \times 2.00$$

$$L2 = \left(\frac{\text{No. of contacts}}{2} \right) \times 2.00$$

Tolerances		
Linear	X	± 0.38
	.XX	± 0.25

Ordercode dimensions	
Index	Dim. A
none	4.00
01	3.20
02	3.60
03	7.50
04	7.00

other pin length on customer request

Part numbering guide

1420 V	04	B	0	R	
Series V = SMT vertical	No. of contacts 04 to 80	Contact plating B = Flashgold E = 10 μm gold F = 15 μm gold J = 30 μm gold	T = Tin 0 = w/o peg 1 = w/ peg	Packing with pick & place pad R = Reel (max total header height 20 mm) T = Tube	Dimensions index see table

* standard

