


4261 Series

3.5 mm Earphone Jack Vertical

General specifications

Insulator material	PBT, UL94V-0
Contact material	PBS Strip, plating: silver over nickel
Current rating	0.5 A
Voltage rating	30 VDC
Contact resistance	30 mΩ max.
Insulator resistance	250 MΩ min.
Dielectrical withstanding	500 VAC for 1 min.
Durability	5000 cycles
Soldering	Lead free wave soldering process

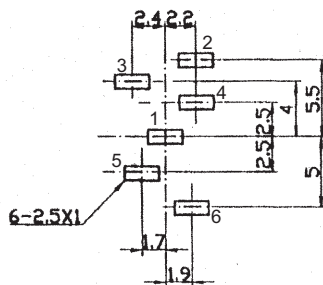
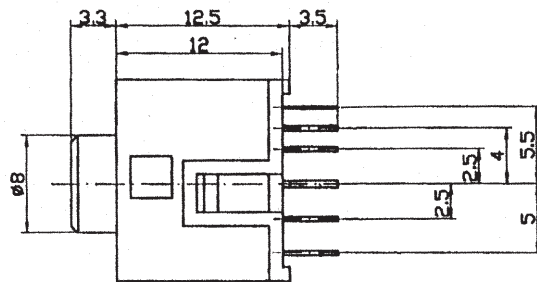
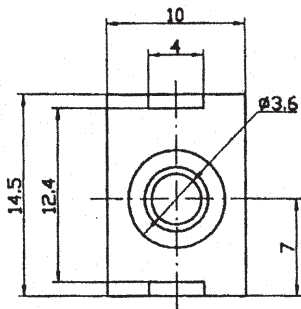
Mating parts series



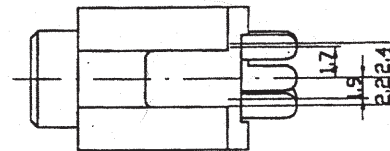
RoHS
compliant

Mechanical dimensions

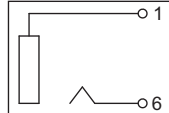
Unit: mm



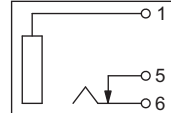
Recommended P.C.B. layout
top view, tolerances: ±0.10



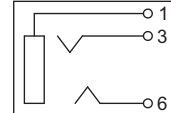
4261A02



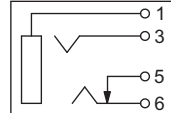
4261A3A



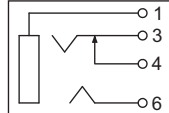
4261A3B



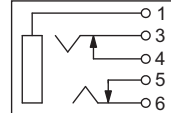
4261A4A



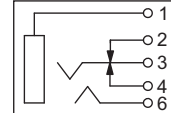
4261A4B



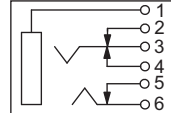
4261A5A



4261A5B



4261A06



Tolerances		
Linear	X	± 0.30
	.XX	± 0.20
	.XXX	± 0.05

Part numbering guide

4261 A

Series

02

No. of contacts
02, 3A, 3B, 4A,
4B, 5A, 5B, 06

B

Color
B = Black

* standard

