


SW-RM Series SMT Rotary Switch 10 x 10 mm

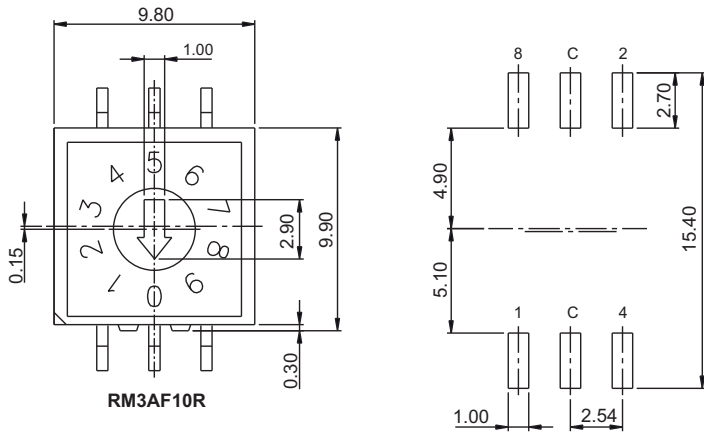
General specifications

Housing material	High temperature plastic, UL94V-0, color: black
Actuator material	High temperature plastic, UL94V-0, color: white
Contact material	Copper alloy, plating: gold
Current rating	25 mA
Voltage rating	24 VDC
Contact resistance	100 mΩ max.
Insulator resistance	100 MΩ min. @ 250 VDC
Dielectrical withstanding	250 VAC for 1 min
Operating temperature	-25 °C to +80 °C
Operating force	400 gf max.
Durability	20000 cycles
Soldering	JEDEC lead free reflow soldering process



Mechanical dimensions


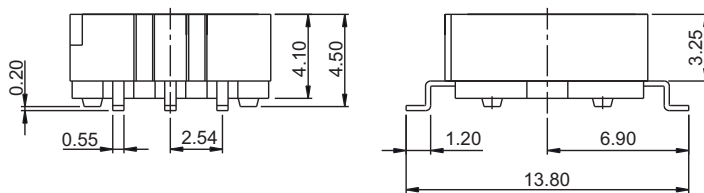
Unit: mm




Recommended P.C.B. layout (3+3)

Type	Coding table					
	Position	Code				
	1xR	16C	1	2	4	8
10R 16R 16C	0	F	●	●	●	●
	1	E	○	○	●	●
	2	D	●	○	○	●
	3	C	○	○	●	●
	4	B	●	●	○	●
	5	A	○	●	○	●
	6	9	●	○	○	●
	7	8	○	○	○	●
	8	7	●	●	●	○
	9	6	○	●	●	○
16R 16C	A	5	●	○	●	○
	B	4	○	○	●	○
	C	3	●	●	○	○
	D	2	○	●	○	○
	E	1	●	○	○	○
	F	0	○	○	○	○

○ ON ● OFF



RM3AF16R
real codes printed



RM3AF16C
codes revers printed

Tolerances	
Linear	± 0.20

Part numbering guide

SW-RM	4	H	AF	10	R	V	B
Series	Solder pins 3 = 3+3 2 = 3+2	Actuator length H = 7.3 mm M = 3.2 mm (not available for 4+1 pins) (leave empty for recessed actuator)		Steps 10 = 10 16 = 16	Code no. printing R = Real codes C = Reverse (only available for 16 steps)	Material V = Lead free Q = Halogen free	Packing B = Tube TR = Reel

* standard

