

49651 Series SMB Plug Straight Crimp

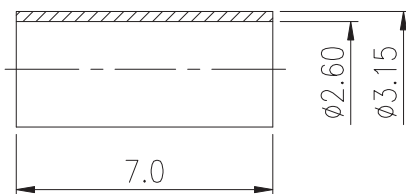
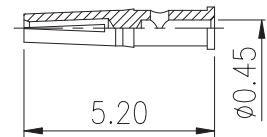
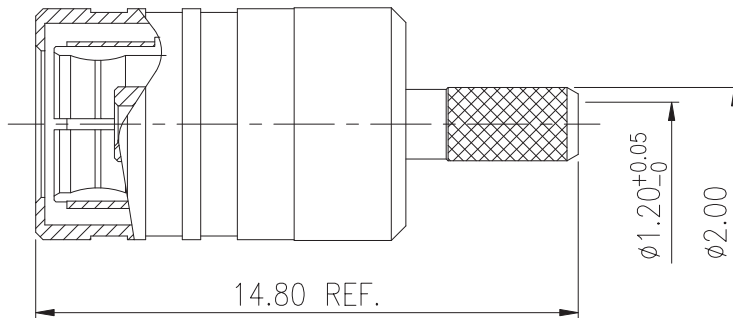
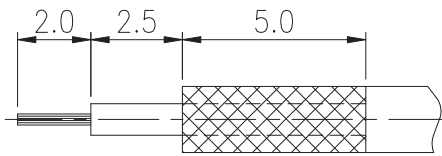
General specifications

Insulator material	Teflon
Center contact material	Beryllium copper, plating: gold
Body material	Brass, plating: gold
Crimp ferrules	Annealed brass, plating: gold
Impedance	50 Ω or 75 Ω
Frequency range	0 to 4 GHz
VSWR	1.3 max.
Contact resistance	Center: 6 mΩ max. / outer: 2.5 mΩ max.
Insulator resistance	1000 MΩ min.
Operation temperature	-65 C to +165 C
Durability	500 cycles



Mechanical dimensions

Unit: mm



Tolerances	
Linear	<6 ± 0.2
	6 to 30 ± 0.4
	>30 ± 0.6

Part numbering guide

49651	A	50
Series	Cable	Impedance
	A = RG-174/U, 188/U, 316/U	50 = 50 Ω
	B = RG-316/U double braid	75 = 75 Ω
	C = RG-178B/U, 196A/U	

* standard

