

### General specifications

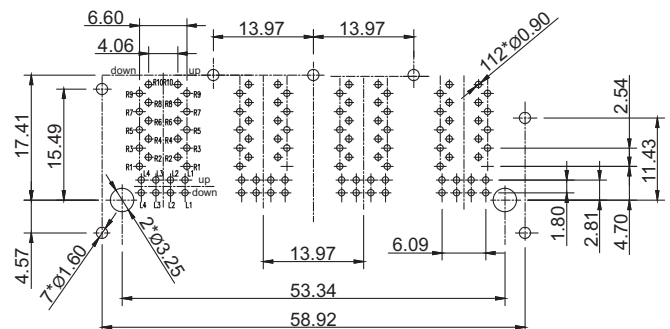
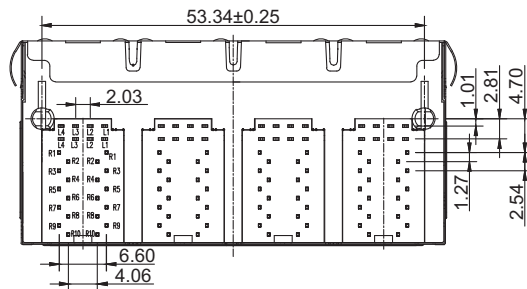
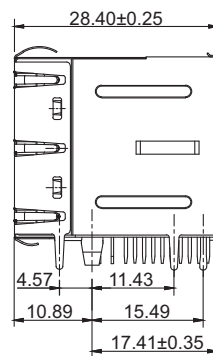
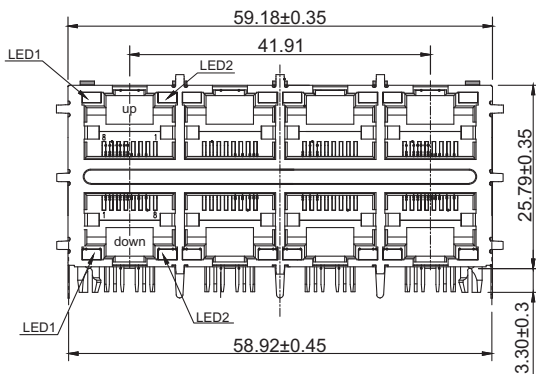
Insulator material	High temperature plastic, UL94V-0
Contact material	Phosphor bronze
Contact plating	Gold over nickel
Shield material	Brass, plating: nickel
Insulator resistance	500 MΩ min.
Dielectrical withstanding	1500 VAC for 1 min
Operating temperature	-40 °C to +85 °C
Complies with	IEEE 802.3u
Soldering	Lead free wave soldering process

### Mating parts series



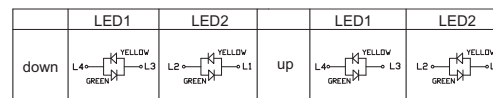
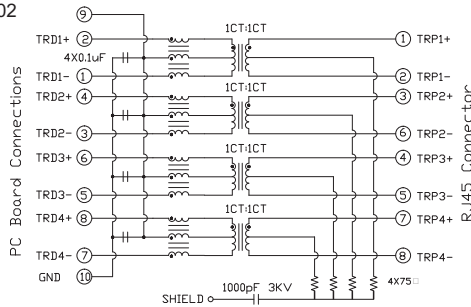
### Mechanical dimensions

Unit: mm



Recommended P.C.B. layout component side

Schematic: 1002

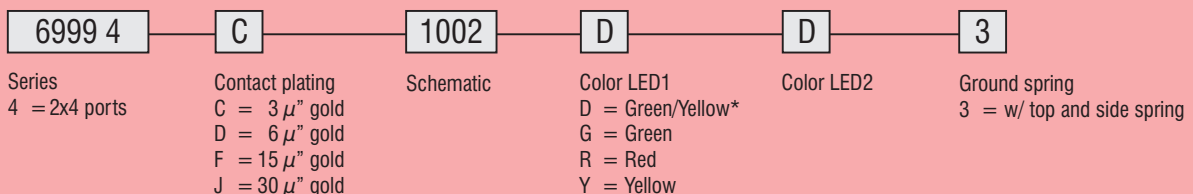


Note: other schematics and LED polarity on customer request

Turns ratio	Inductance	Insertion loss	Return loss			Cross talk	Common mode
		1 - 100 MHz	1 - 30 MHz	30 - 60 MHz	60 - 80 MHz	1 - 100 MHz	1 - 100 MHz
1:1	350 µH min. @ 0.1 V, 100 KHz, 8 mA DC Bias	-1.1 dB max.	-18 dB min.	-16 dB min.	-12 dB min.	-30 dB min.	-30 dB min.

Tolerances		
Linear	X	± 0.20
	XX	± 0.15
	XXX	± 0.10

### Part numbering guide



\* standard

