

1163 Series


1.27 x 1.27 mm SMT Board Spacer Dual Row

General specifications

Insulator material	Nylon-6T, UL94V-0, color: black
Contact material	Brass
Current rating	1 A
Contact resistance	20 mΩ max.
Insulator resistance	1000 MΩ min.
Dielectrical withstanding	500 VAC for 1 min
Operating temperature	-40 °C to +105 °C
Soldering	JEDEC lead free reflow soldering process

Mating parts series

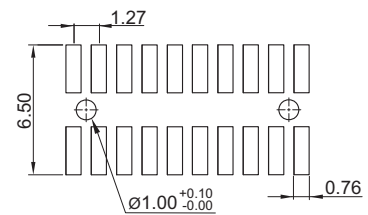
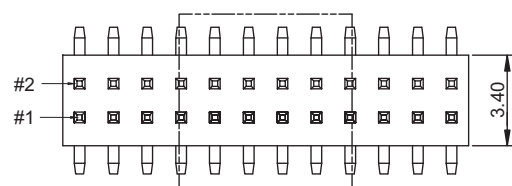
1134, 1135, 1136, 1182, 1184, 1188



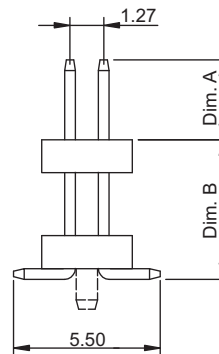
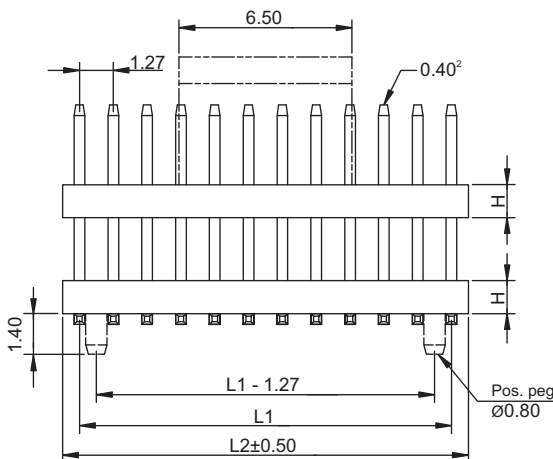
RoHS
compliant

Mechanical dimensions

Unit: mm



Recommended
P.C.B. layout



Ordercode dimensions			
Index	Height H	Dim. A	Dim. B
00	2.00	3.60	6.00
01	2.00	4.06	6.70
02	2.50	3.00	6.60
03	2.00	3.00	6.60
04	3.60	6.00	2.00
05	2.00	3.80	13.20
06	2.00	3.00	3.50
07	2.00	3.00	14.50
08	2.50	5.20	12.80
09	2.50	19.20	12.80
10	2.00	3.10	6.50
11	1.00	3.00	14.50
12	2.00	7.00	6.00
13	1.00	5.00	10.00
14	1.00	7.50	2.68
15	1.00	6.00	20.00

Other pin length on customer request

$$L1 = \left(\frac{\text{No. of contacts} - 1}{2} \right) \times 1.27$$

$$L2 = \left(\frac{\text{No. of contacts}}{2} \right) \times 1.27$$

Tolerances		
Linear	X	± 0.38
	.XX	± 0.25

Part numbering guide

1163 V	04	B	0	R	00
Series V = SMT vertical	No. of contacts 04 to 100	Contact plating B = Flashgold E = 10 μ" gold F = 15 μ" gold J = 30 μ" gold	Position peg 0 = w/o pos. peg 1 = w/ pos. peg	Packing with pick & place pad R = Reel (max. total header height 20 mm) T = Tube	Dimensions index See table

* standard

