


3125 Series

D-Sub High Power 13W3 Right Angle 20/40 A

General specifications

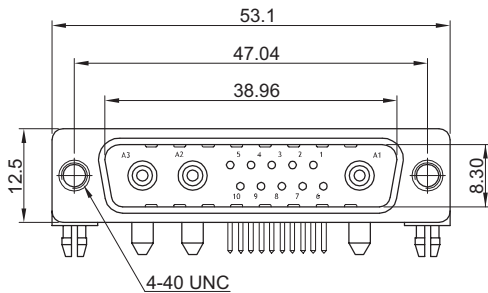
Insulator material	Glass filled polyester, UL94V-0, color: black
Contact material	Copper alloy
Shell material	Steel, plating: tin
Lock link	Copper alloy, plating: tin over nickel
Signal contact rating	3 A
(Power) Contact resistance	(2.7 mΩ max.) 10 mΩ max.
Insulator resistance	5000 MΩ min.
Dielectrical withstanding	1000 VAC for 1 min
Operating temperature	-55 °C to +125 °C
Durability	100 cycles

Mating parts series

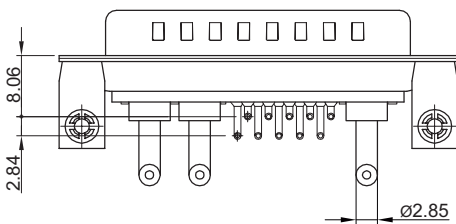


Mechanical dimensions

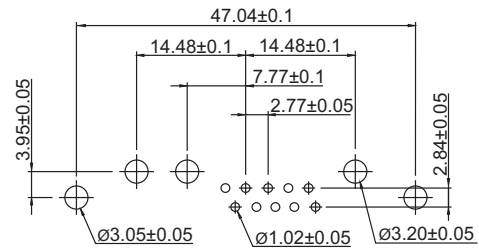
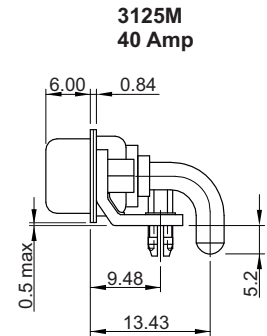
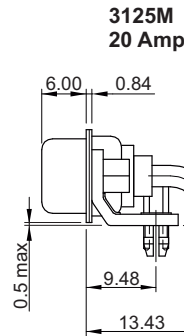
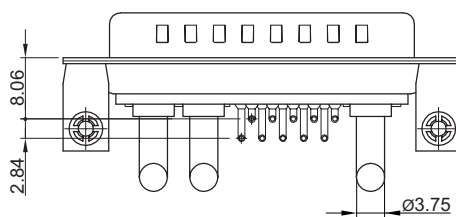
Unit: mm



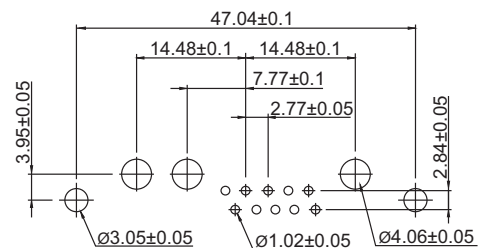
**3125M
20 Amp**



**3125M
40 Amp**



Recommended P.C.B. Layout



Recommended P.C.B. Layout

Tolerances

Linear	X	± 0.30
	XX	± 0.20
	XXX	± 0.10

continued on page 2

Part numbering guide

3125 F

20

B

B

0

Series

F = Female
M = Male

Power contacts

20 = 20 A
40 = 40 A

Power contact plating

B = Flashgold
F = 15 μ" gold
J = 30 μ" gold

Signal contact plating

B = Flashgold
F = 15 μ" gold
J = 30 μ" gold

Mounting type

0 = w/o screws
B = w/ rivited front bolts 4.0 mm
C = w/ rivited rear bolts 4.0 mm
I = w/ ground tabs 3.2 mm

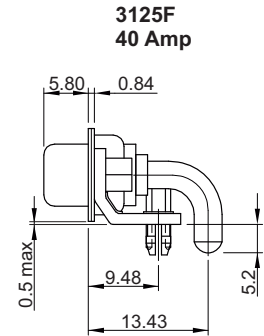
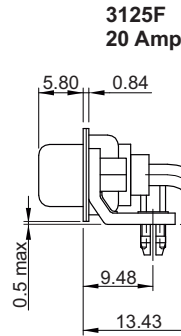
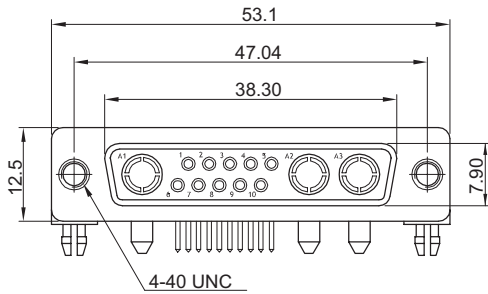
L = tabs w/ boadlock

* standard

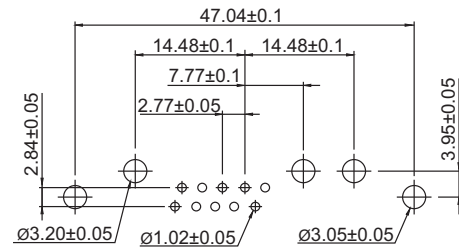
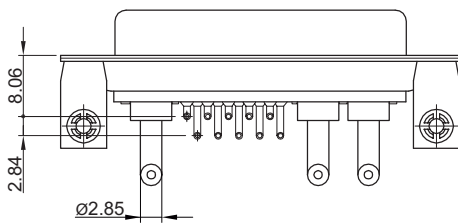


Mechanical dimensions

Unit: mm

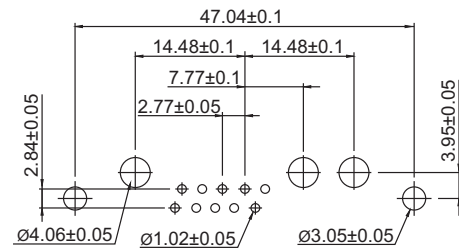
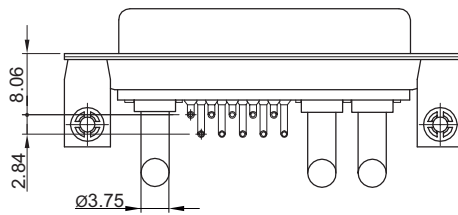


**3125F
20 Amp**



Recommended P.C.B. Layout

**3125F
40 Amp**



Recommended P.C.B. Layout

Type 0 (w/ Ø3.05 holes)	Type B (w/ rivited front bolts)	Type C (w/ rivited rear bolts)	Type I (w/ ground tabs)	Type L (tabs w/ lock)

Tolerances

Linear	X	± 0.30
	.XX	± 0.20
	.XXX	± 0.10

