


# 3281 Series Centronic Female Straight

## General specifications

Insulator material	PBT + 30% glass fiber, UL94V-0
Contact material	Phosphor bronze
Shell	Steel
Current rating	5 A
Insulator resistance	1000 M $\Omega$ min.
Dielectrical withstanding	500 VAC for 1 min
Operating temperature	-55 °C to +105 °C
Soldering	Lead free wave soldering process
<b>Mating parts series</b>	

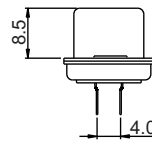
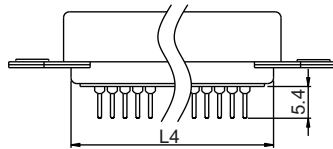
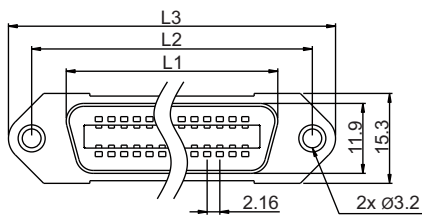


RoHS  
compliant

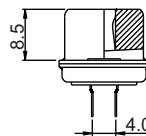
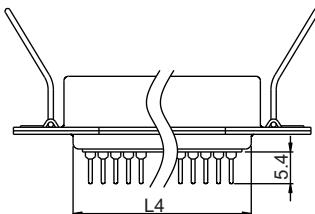
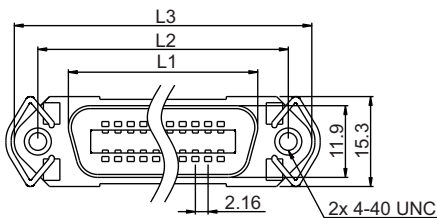
## Mechanical dimensions

Unit: mm

### 3281FxxB0



### 3281FxxB1



Tolerances		
Linear	X.	± 0.30
	X	± 0.25
	.XX	± 0.15

Contacts	L1	L2	L3	L4
14	25.20	36.00	43.90	22.70
24	36.00	46.80	54.70	33.50
36	48.90	59.70	67.70	46.60
50	64.10	74.90	82.80	61.70

## Part numbering guide

<b>3281 F</b>	<b>14</b>	<b>B</b>	<b>0</b>	
Series F = Female	No. of contacts 14, 24, 36, 50	Contact plating B = Flashgold	Latch option 0 = w/o latch 1 = w/ latch seperately packed	Color blank = Blue BK = Black

\* standard

