


# SW-DTSM Series SMT Tactile Microswitch 12 x 12 mm

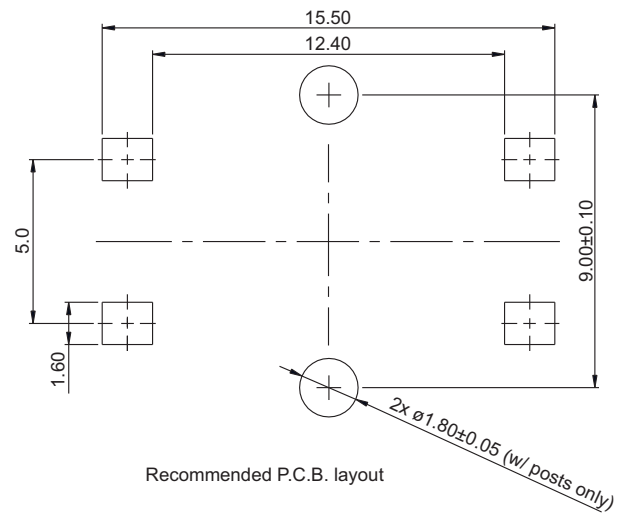
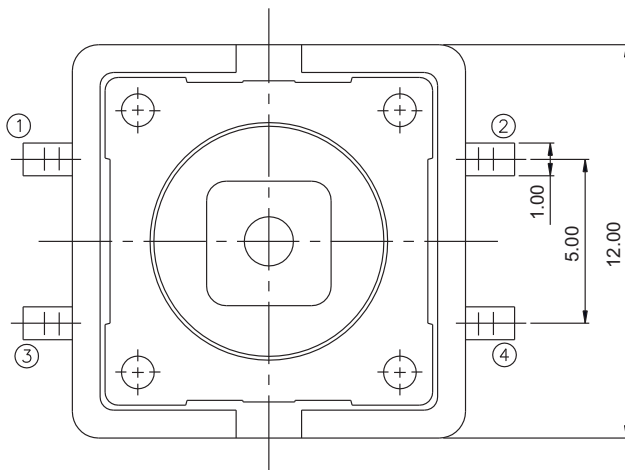
## General specifications

Housing material	Nylon, UL94V-0, color: black
Actuator material	Nylon, UL94V-0
Contact material	Phosphor bronze, plating: silver
Current rating	50 mA
Voltage rating	12 VDC
Contact resistance	100 mΩ max.
Insulator resistance	100 MΩ min. @ 500 VDC
Dielectrical withstanding	250 VAC for 1 min
Operating temperature	-25 °C to +70 °C
Operating force	see table
Durability	see table
Soldering	JEDEC lead free reflow soldering process

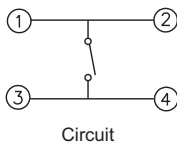
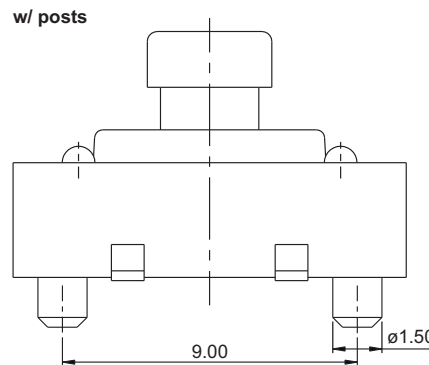
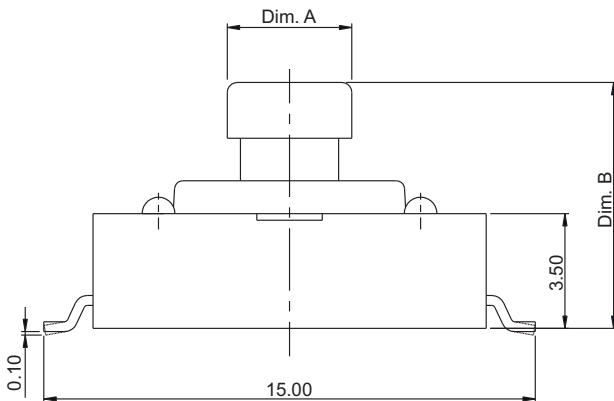


## Mechanical dimensions

Unit: mm



Recommended P.C.B. layout



Circuit

### Actuator specification

Code	Color	Operating force	Stroke	Durability	
				Phosphor bronze dome	Stainless steel dome
K	Black	130±50 gf	0.35	N/A	10000000 cycles
N	Brown	160±50 gf	0.35	200000 cycles	1000000 cycles
R	Red	260±50 gf	0.35	100000 cycles	500000 cycles
S	Salmon	320±80 gf	0.35	100000 cycles	300000 cycles
Y	Yellow	520±130 gf	0.35	100000 cycles	300000 cycles

Tolerances	
Linear	± 0.20

## Part numbering guide

<b>SW-DTSM</b>	<b>2</b>	<b>4</b>	<b>K</b>		<b>V</b>	<b>TR</b>
Series SW-DTSM = w/o posts SW-DTSMP = w/ posts	Size 2 = 12 x 12 mm	Dimensions 4 = Dim. A=3,80 mm Dim. B=7.30 mm	Actuator specification see table (Salmon and yellow not available for halogen free)	Dome S = Stainless steel (leave empty for phosphor bronze, Actuator K stainless steel only)	Material V = Lead free Q = Halogen free	Packing B = Tube TR = Reel*

\* standard

