

# 3105 Series D-Sub 13W3 Housing

## General specifications

Insulator material	Glass filled polyester, UL94V-0
Contact material	Brass
Shell material	Steel, plating: tin
Signal contact rating	3 A
Contact resistance	10 mΩ max.
Insulator resistance	5000 MΩ min.
Dielectrical withstanding	1000 VAC for 1 min
Operating temperature	-55 °C to +125 °C
Durability	100 cycles

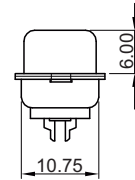
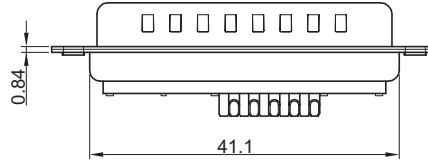
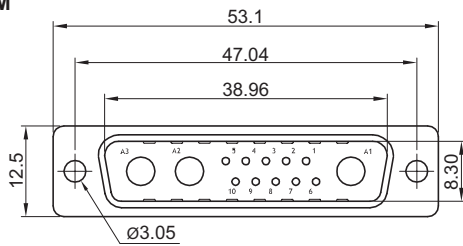
## Mating parts series



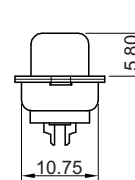
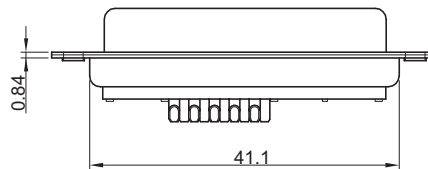
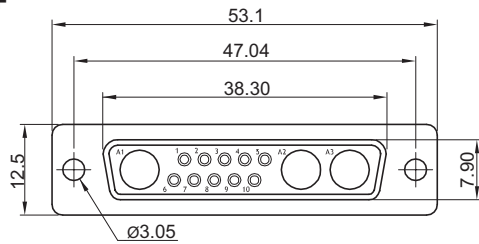
## Mechanical dimensions

Unit: mm

### 3105M



### 3105F



Applicable contact series	
High power	3117, 3118
Coaxial	3119

Type 0 (w/ Ø3.05 holes)	Type A (w/ rivited front bolts)	Type B (w/ rivited front bolts)	Type C (w/ rivited rear bolts)

Tolerances		
Linear	X	± 0.30
	XX	± 0.20
	XXX	± 0.10

## Part numbering guide

<b>3105 F</b>	<b>B</b>	<b>0</b>
Series F = Female M = Male	Signal contact plating B = Flashgold F = 15 μ <sup>st</sup> gold J = 30 μ <sup>st</sup> gold	Mounting type 0 = w/o screws A = w/ rivited front bolts 5.8 mm B = w/ rivited front bolts 4.0 mm C = w/ rivited rear bolts 4.0 mm

\* standard

