


3187 Series

D-Sub Coaxial C8W8 Straight 50/75 Ω

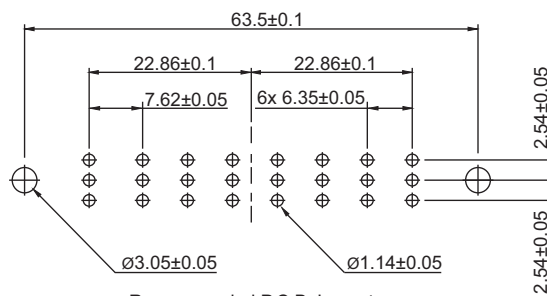
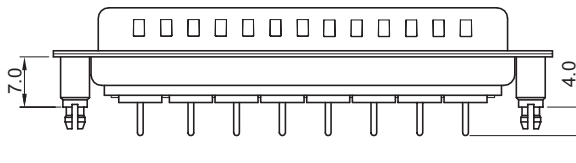
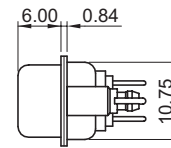
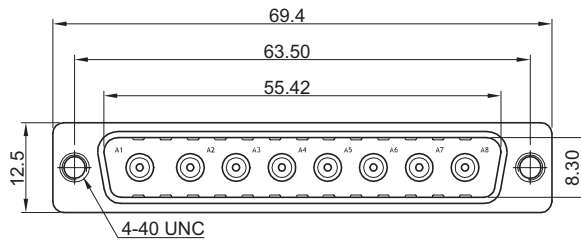
General specifications	
Insulator material	Glass filled polyester, UL94V-0
Coaxial insulator	Teflon white, UL94V-0
Contact material	Copper alloy
Shell material	Steel, plating: tin
Insulator resistance	5000 MΩ min.
Dielectrical withstanding	1000 VAC for 1 min
Operating temperature	-55 °C to +125 °C
Durability	100 cycles
Mating parts series	



Mechanical dimensions

Unit: mm

3187M



Recommended P.C.B. Layout

Tolerances		
Linear	X	± 0.30
	XX	± 0.20
	XXX	± 0.10

Part numbering guide

3187 F	50	B	0	0
Series F = Female M = Male	Impedance 50 = 50 Ω 75 = 75 Ω	Coaxial contact plating B = Flashgold F = 15 μ" gold J = 30 μ" gold	Signal contact plating 0 = w/o signal contact	Mounting type 0 = w/o screws B = w/ rivited front bolts 4.0 mm C = w/ rivited rear bolts 4.0 mm D = w/ standoff 7.0 mm

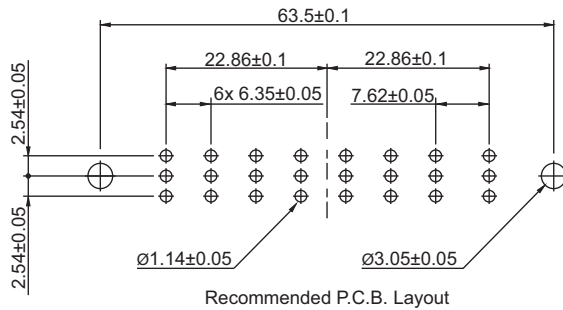
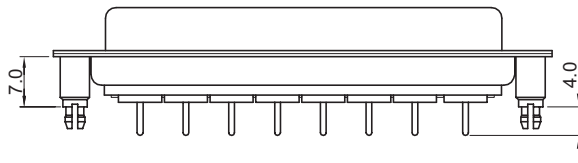
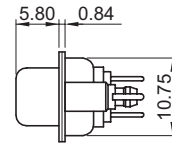
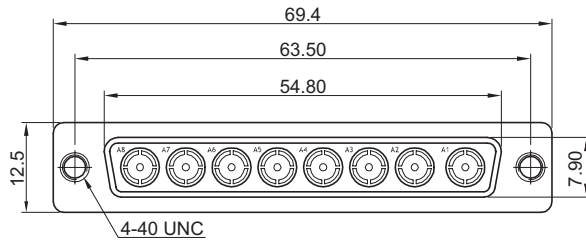
* standard



Mechanical dimensions

Unit: mm

3187F



Type 0 (w/ Ø3.05 holes)	Type B (w/ riveted front bolts)	Type C (w/ riveted rear bolts)	Type D (w/ standoff)

Tolerances		
Linear	X	± 0.30
	.XX	± 0.20
	.XXX	± 0.10

