

5601 Series

M5 Rear Fastened Panel Mount Straight Solder Type

General specifications

Insulator material	Nylon UL94V-0, color: black
Contact material	Copper alloy, plating: gold
Nut/Screw material	Copper alloy, plating: nickel
Current rating, voltage rating	1 A, 60 V AC/DC
Contact resistance	5 mΩ max.
Insulator resistance	100 MΩ min.
Dielectrical withstanding	500 VAC for 1 min
Operating temperature	-20 °C to +80 °C
IP-Rating	IP 65
Soldering	Lead free hand soldering

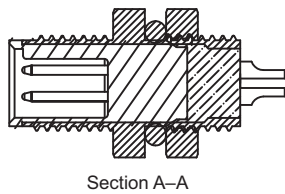
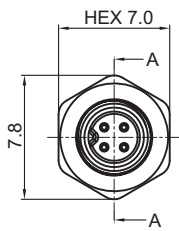
Mating parts series



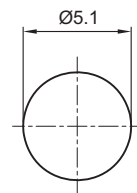
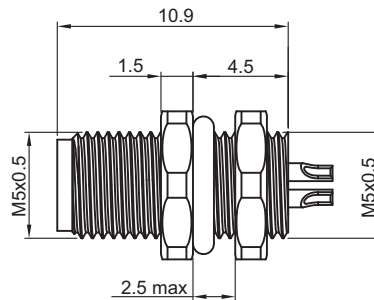
Mechanical dimensions

Unit: mm

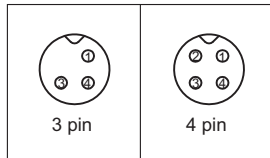
5601P



Section A-A

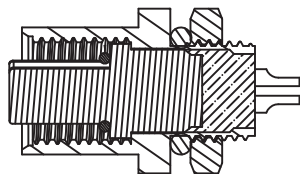
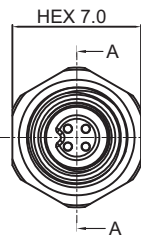


Recommended panel cut-out thickness 2.5 max.

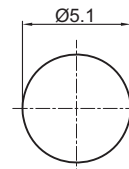
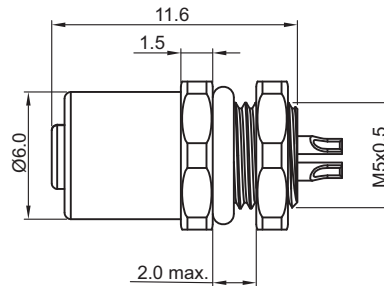


Pin assignment front view

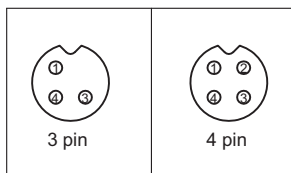
5601S



Section A-A



Recommended panel cut-out thickness: 2.0 max.



Pin assignment front view

Tolerances

Linear	X	± 0.30
	.XX	± 0.20

Part numbering guide

5601 P	03	A	Y
Series	No. of contacts	Coding	Packing
P = Plug	03 to 04	A = A-coding	Y = Tray
S = Socket			

* standard

