

3108 Series

D-Sub 21W4 Housing

General specifications

Insulator material	Glass filled polyester, UL94V-0
Contact material	Brass
Shell material	Steel, plating: tin
Signal contact rating	3 A
Contact resistance	10 mΩ max.
Insulator resistance	5000 MΩ min.
Dielectrical withstanding	1000 VAC for 1 min
Operating temperature	-55 °C to +125 °C
Durability	100 cycles

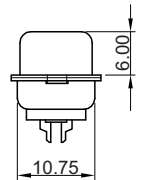
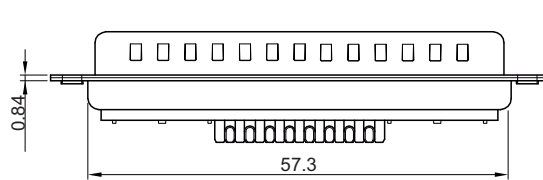
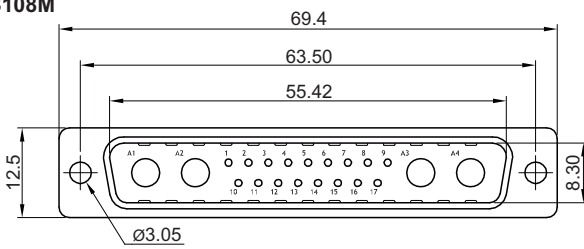
Mating parts series



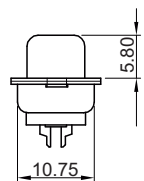
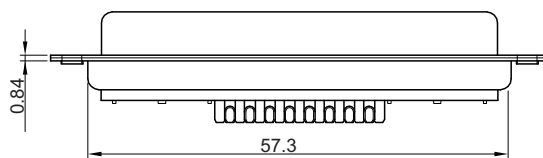
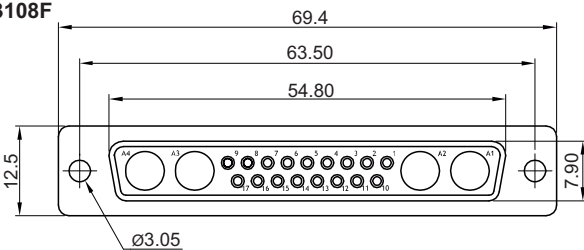
Mechanical dimensions

Unit: mm

3108M



3108F



Applicable contact series	
High power	3117, 3118
Coaxial	3119

Tolerances		
Linear	X	± 0.30
	XX	± 0.20
	XXX	± 0.10

Type 0 (w/ Ø3.05 holes)	Type A (w/ rivited front bolts)	Type B (w/ rivited front bolts)	Type C (w/ rivited rear bolts)

Part numbering guide



Series
F = Female
M = Male

Signal contact plating
B = Flashgold
F = 15 μst gold
J = 30 μst gold

Mounting type
0 = w/o screws
A = w/ rivited front bolts 5.8 mm
B = w/ rivited front bolts 4.0 mm
C = w/ rivited rear bolts 4.0 mm

* standard

