

2204 Series


2.00 mm Pin Header Dual Row

General specifications

Insulator material	Nylon 6T, UL94V-0, color: black
Contact material	Brass
Current rating	2 A
Voltage rating	125 VAC
Contact resistance	20 mΩ max.
Insulator resistance	1000 MΩ @ 500 VDC
Dielectrical withstanding	500 VAC for 1 min
Operating temperature	-40 °C to +105 °C
Soldering	Lead free wave soldering process

Mating parts series

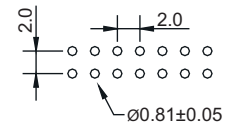
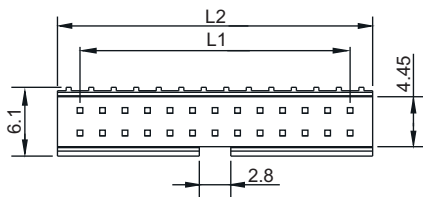
2204-I or cable assembly



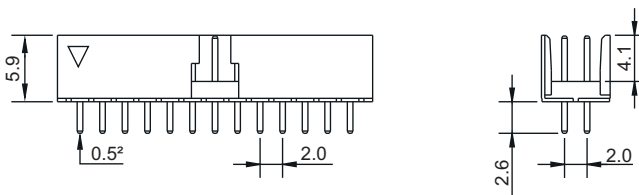
Mechanical dimensions

Unit: mm

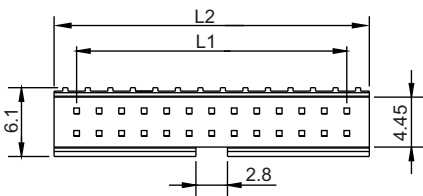
2204S



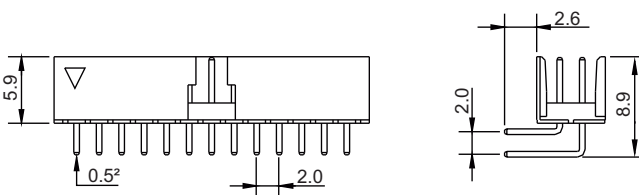
Recommended P.C.B. layout



2204R



L1 = No. of contacts - 2.00
L2 = No. of contacts



Tolerances		
Linear	X	± 0.38
	.XX	± 0.25

Part numbering guide



Series
S = THT straight
R = THT right angle

No. of contacts
08 to 34

Contact plating
T = Tin
B = Flashgold
E = 10 μm gold
F = 15 μm gold

* standard

