

5897 Series

DC Jack Vertical Pin 2.00 or 2.50 mm

General specifications

Insulator material	PBT, UL94V-0
Contact material	Copper alloy, plating: silver
Current rating	3 A
Voltage rating	20 VDC
Contact resistance	50 mΩ max.
Insulator resistance	100 MΩ min.
Dielectrical withstanding	500 VAC for 1 min
Operating temperature	-20 °C to 70 °C
Durability	5000 cycles
Soldering	Lead free wave soldering process

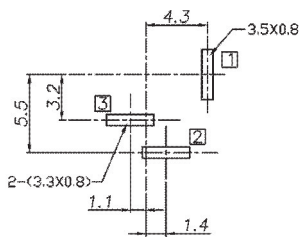
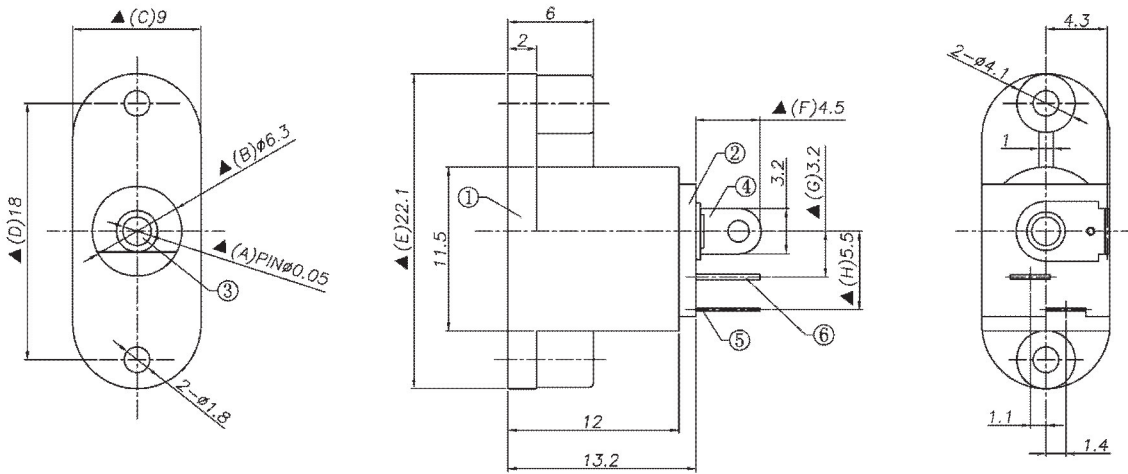
Mating parts series



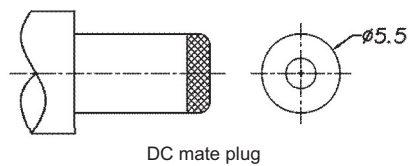
RoHS
compliant

Mechanical dimensions

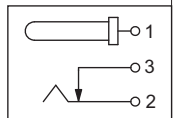
Unit: mm



Recommended P.C.B. layout
bottom view, tolerances: ±0.1



DC mate plug



Tolerances

Linear	<6	± 0.10
	6 to 20	± 0.20
	>20	± 0.30

Part numbering guide

5897

G

Series

Contact

G = 2.00 mm

J = 2.50 mm

* standard

