

1534 Series


2.54 mm Board Spacer Dual Row

General specifications

Insulator material	Nylon 6T, UL94V-0
Contact material	Brass
Current rating	3 A
Voltage rating	250 VAC
Contact resistance	20 mΩ max.
Insulator resistance	5000 MΩ min.
Dielectrical withstanding	1000 VAC for 1 min
Operating temperature	-40 °C to +105 °C
Soldering	Lead free wave soldering process

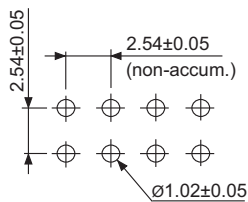
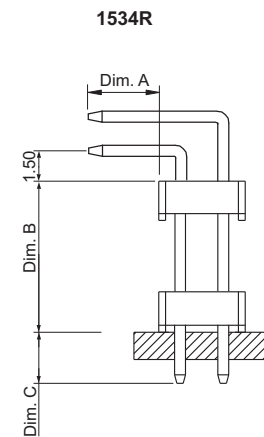
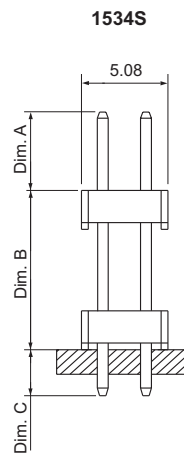
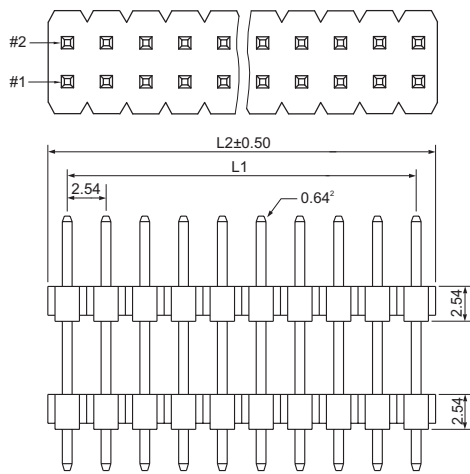
Mating parts series

1570, 1572, 1573, 1575, 1576, 1578, 1581, 1661, 1671, 1673, 1675, 1677, 1681



Mechanical dimensions

Unit: mm



Recommended
P.C.B. layout

$$L1 = \left(\frac{\text{No. of contacts}}{2} - 1 \right) \times 2.54$$

$$L2 = \left(\frac{\text{No. of contacts}}{2} \right) \times 2.54$$

Tolerances	
Linear	X ± 0.38
	.XX ± 0.25

Ordercode dimensions

Index	Dim. A	Dim. B	Dim. C	Index	Dim. A	Dim. B	Dim. C
00	3.00	16.50	3.00	22	5.70	21.80	3.30
01	5.70	15.90	3.30	23	8.00	28.50	3.30
02	6.00	7.90	3.00	24	11.00	23.00	11.00
03	6.00	13.00	3.00	25	11.00	56.00	11.00
04	6.00	21.00	3.00	26	10.00	17.80	3.00
05	6.50	10.60	2.90	27	9.50	19.50	3.00
06	6.50	13.60	2.90	28	7.00	17.00	3.00
07	8.00	18.00	3.00	29	3.00	12.50	3.00
08	8.00	22.80	3.20	30	3.80	29.50	3.00
09	9.20	23.50	3.30	31	2.80	15.90	8.40
10	12.10	16.30	3.00	32	5.00	40.00	5.00
11	11.00	9.00	3.30	33	6.70	10.30	3.00
12	6.00	17.00	3.00	34	6.00	23.70	3.30
13	4.90	17.00	3.00	35	10.50	36.00	10.50
14	3.30	23.00	3.30	36	7.70	29.60	3.50
15	10.00	13.00	3.00	37	10.00	8.00	10.00
16	6.00	27.50	3.00	38	6.90	17.50	6.90
17	6.00	21.00	2.00	39	3.30	28.50	3.30
18	10.50	47.50	3.50	40	6.00	22.00	6.00
19	14.50	43.00	4.00	41	5.40	26.20	2.30
20	6.00	9.10	3.00	42	10.00	24.50	3.30
21	5.90	26.30	3.10				

other pin length on customer request

Part numbering guide

1534 S

Series
S = THT straight
R = THT right angle

04

No. of contacts
04 to 80

B

Contact plating
B = Flashgold
E = 10 μm gold
F = 15 μm gold
J = 30 μm gold

00

Dimensions index
See table

M = Tin / flashgold
N = 10 μm selective gold
T = Tin

* standard

