


# 2394 Series 3.96 mm NH Header

## General specifications

Insulator material	Polyester w/ fiber glass, UL94V-0
Contact material	Brass
Current rating	7 A
Voltage rating	250 V AC/DC
Contact resistance	10 mΩ max.
Insulator resistance	1000 MΩ min.
Dielectrical withstanding	1500 VAC for 1 min
Operating temperature	-25 °C to +85 °C
Soldering	Lead free wave soldering process

## Mating parts series

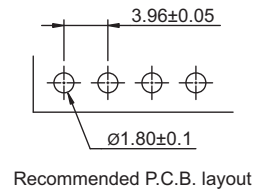
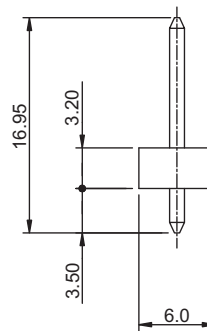
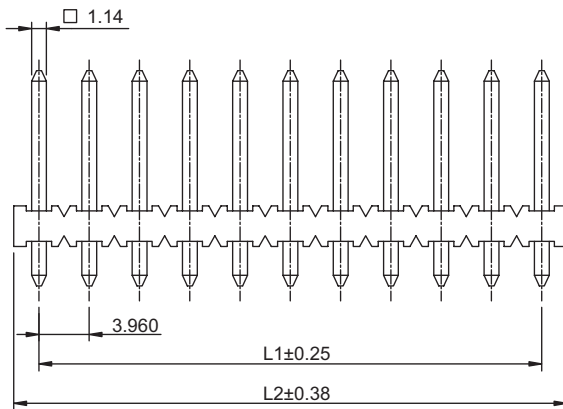
2392-P or cable assembly



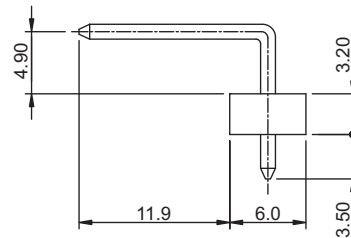
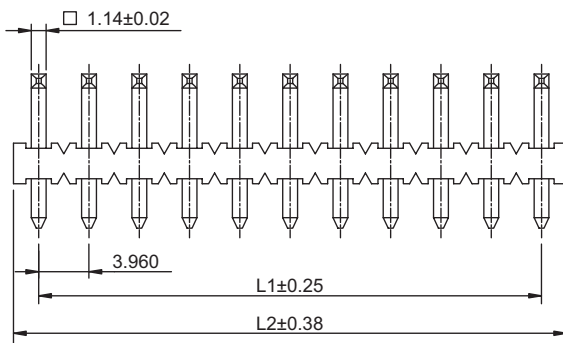
## Mechanical dimensions

Unit: mm

### 2394S



### 2394R



$L1 = (\text{No. of contacts} - 1) \times 3.96$

$L2 = \text{No. of contacts} \times 3.96$

#### Tolerances

Linear	.X	± 0.38
	.XX	± 0.25

## Part numbering guide

2394 S

02

T

Series  
S = THT straight  
R = THT right angle

No. of contacts  
02 to 20

Contact plating  
T = Tin  
other plating on request

\* standard

